

- ❖ Name of the Department – Department of ophthalmology
- ❖ Inception since (year) 2019
- ❖ Staff position (NMC)

Dr.T.R. Anuradha	Professor
Dr.T. Kavitha	Associate professor
Dr. P. Sharmila	Assistant professor
Dr. P. Parameshwari	Senior resident
Dr. Vasanthi Mohan Babu	Senior resident

- ❖ Details of number of units- 1
- ❖ Admission day details – Monday to Saturday ( 8 Am to 12 noon)
- ❖ Services provided to patients

### **THERAPEUTIC SERVICES**

- Free glasses are issued in coordination with District blindness control society and geriatric department for elderly people below poverty line



- Management of common eye problems

### **CATARACT SERVICES**

- Phacoemulsification with foldable IOL implantation, SICS with posterior chamber IOL implantation



- Vitrectomy with secondary IOL implantation- scleral fixation IOL/ iris fixation
- Pterygium excision with conjunctival autograft

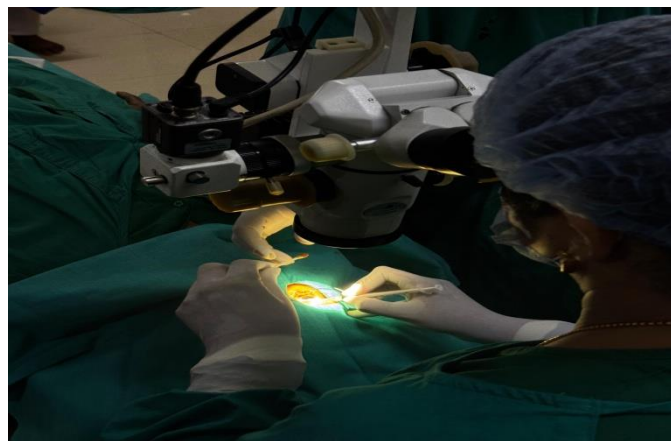
#### GLAUCOMA SERVICES-

- medical, surgical and laser treatment of glaucoma



#### RETINA SERVICES-

- Intravitreal anti VEGF injection



- Retinal Photocoagulation



- ROP - Laser treatment and intravitreal anti VEGF injection

#### CORNEA SERVICES-

- Management of corneal problems, foreign body removal, corneal tear suturing



#### ORBIT AND OCULOPLASTY SERVICES–

- Evisceration, enucleation, shell implantation

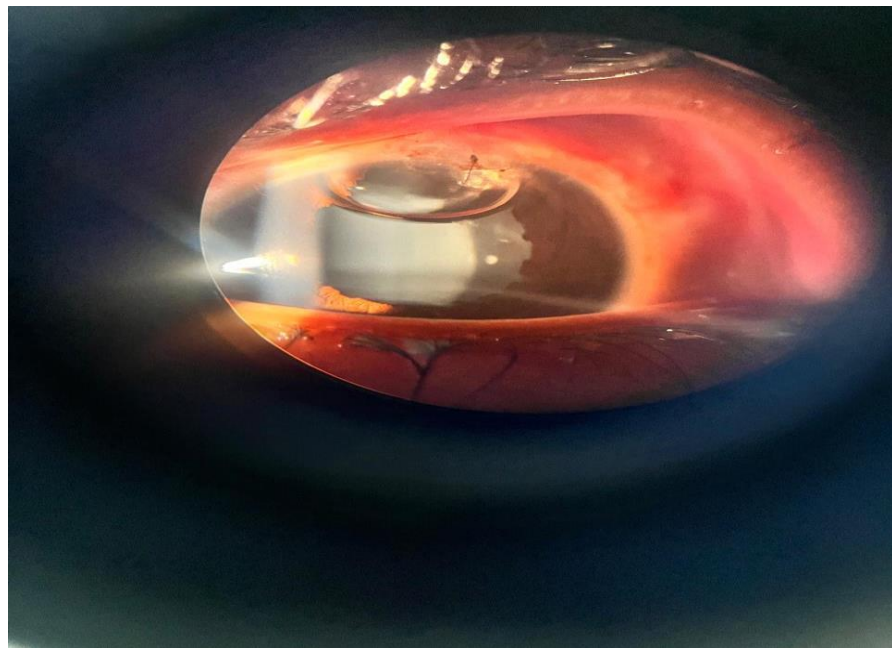




- Management of exophthalmos, enophthalmos, pthysisbulbi, orbital cellulitis
- Dacryocystectomy for chronic Dacryocystitis
- Surgical management of Lagophthalmos, congenital ptosis, lid abnormalities

#### OCULAR TRAUMA SERVICES

- Lid tear suturing, lid reconstruction, lid margin repair
- Corneal, cornea scleral tear suturing



- Wound exploration and suturing/evisceration
- Management of chemical injuries

## PEDIATRIC OPHTHAL SERVICES

- Cycloplegic refraction
- SICS/ Phacoemulsification for congenital cataract
- Surgical correction of congenital ptosis
- NLD probing for congenital dacryocystitis
- Evaluation on table of megalocornea, buphthalmos

## UVEA SERVICES-

- Management of postoperative iritis, iridocyclitis, panuveitis, endophthalmitis, Anterior and posterior subtenon injection, Intravitreal steroid injection.

## **DIAGNOSTIC SERVICES**

### CATARACT SCREENING

- Slit lamp grading
- A scan
- Keratometry
- Duct syringing
- Tonometry
- Fundus examination
- Phacoemulsification with foldable IOL implantation, SICS with posterior chamber IOL implantation

### GLAUCOMA SCREENING

- Tonometry
- Fundus examination
- Gonioscopy
- Perimetry
- OCT-RNFL

### DIABETIC AND HYPERTENSIVE RETINOPATHY SCREENING

- Fundus photo
- OCT

### NEURO OPHTHALMIC SERVICES

- Perimetry

### COMMUNITY OPHTHALMOLOGY SERVICE

- Camp activity in rural areas- cataract, glaucoma, DR screening of patients and management
- School eye health program screening for refractive errors and glass



- ROP Screening
- Teleophthalmology services
- Screening is done in pregnant woman to rule out diabetic , hypertensive retinopathy and other abnormalities



- OCT

- Speciality clinics

Name of the clinic	Weekdays	Timings	Number of cases (Avg)	Name of clinics in charge
Glaucoma clinic	Friday	10 am -12 pm	10-15 cases/clinic	Dr. P.Sharmila
Retina clinic	Wednesday	10 am -12pm	20-30 cases/clinic	Dr. Vasanthi Mohanbabu
Refraction clinic	All days	8am-12pm	40-50 cases/day	
Any other - CORNEA	Monday	10am-12pm	5-10 cases/clinic	Dr. P. Parameshwari

❖ Academic activities

**THEORY CLASS**

No of class in a week 2 -3 days

8 – 9am ( Final year) and 1-2pm (Pre final year)

**CLINICALPOSTING TIMINGS**

4 weeks for third year and final year

8 Am to 12 noon – 6 days / week

❖ CME / Clinical Society Meetings conducted (From 2019)

**CASES PRESENTED**

1. Pupillary examination-The decision-making examination in defective vision (9/7/2024)
2. Out of tears; Silent struggle with dry eye (23/06/2025)

❖ Achievements

Under state blindness control program Karur Government medical college stood first in performing the highest number of cataract surgeries per person in 2021 and state second in 2022-2023

The prevalence of blindness (0.4%) lowest in Karur district as per survey conducted in 2021-2022

❖ **Photos of department / labs / facilities etc.**

**OUTPATIENT SECTION –**

It has two separate rooms for examining male and female patients equipped with chair unit and slit lamp with adequate teaching space and waiting space



**We have separate rooms for refraction**

**Separate rooms for speciality clinics like  
Cornea, glaucoma and retina**

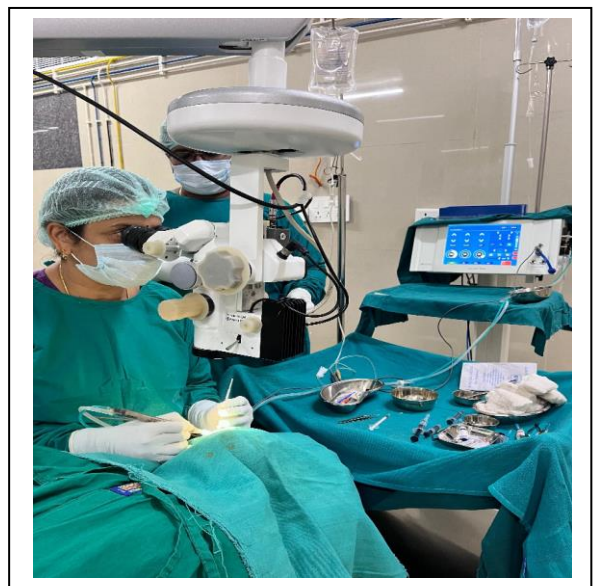
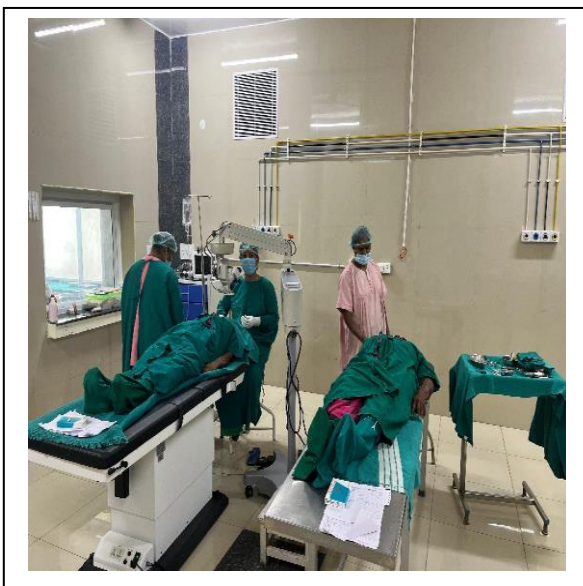





**We have separate male and female wards with capacity of 30 beds.**



**We have 2 major operation theatres , where we do cataract surgeries daily and 1 minor operation theatre**



## Demonstration hall



## OCT

